

SUMMER REVIEW



Dear Parents and First Grade Superstars,

This folder is filled with a reading log and many different fun reading, writing and mathematics activities. Over the summer vacation, I strongly encourage you to set aside some time for your child to work on these skills to ensure continued progress in first grade.

Have a great summer and happy learning!
See you in September!


Thank you,
Mrs. Cardo
First Grade Teacher

Name: _____


Language Arts

I Can Write My ABCs


Directions : Color the picture in the box. Trace the uppercase and lowercase letters.




A



a



C




D

d

Name: _____ Language Arts


I Can Write My ABCs

Directions : Color the picture in the box. Trace the uppercase and lowercase letters.



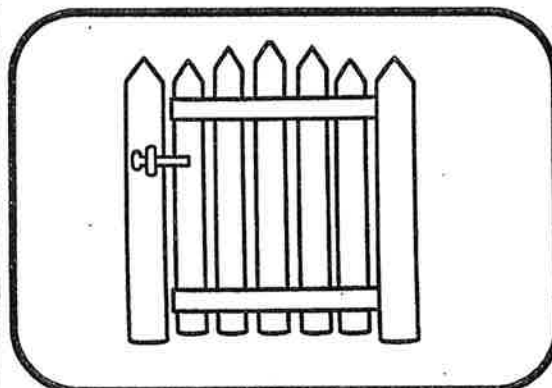
L

l




F

f



E

e




H

h


Name: _____

I Can Write My ABCs

Directions : Color the picture in the box. Trace the uppercase and lowercase letters.

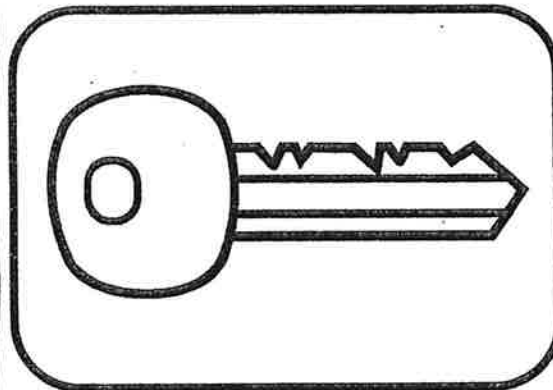


I




i

J



j

K



k

L

l

Name: _____

Language Arts


I Can Write My ABCs

Directions : Color the picture in the box. Trace the uppercase and lowercase letters.




M

m




N

n



O

o




P

p

Name: _____ Language Arts

I Can Write My ABCs

Directions : Color the picture in the box. Trace the uppercase and lowercase letters.



Q

q



R

r



S

s




T

t

Name: _____ Language Arts


I Can Write My ABCs

Directions : Color the picture in the box. Trace the uppercase and lowercase letters.




U

u




V

v



W

w



X


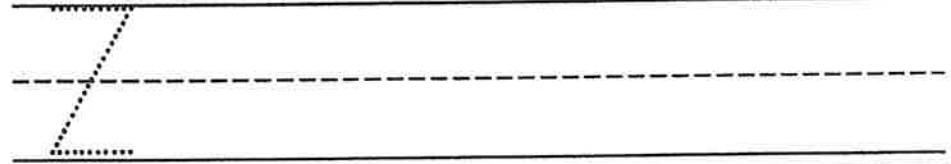

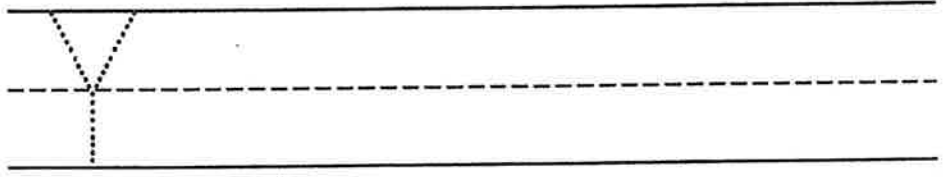

x

Name: _____

Language Arts

I Can Write My ABCs

Directions : Color the picture in the box. Trace the uppercase and lowercase letters.



Name: _____ Language Arts

Read, Trace, and Write

Directions: Read the word, trace the word, and write the word.

he	was	that	she	on
----	-----	------	-----	----

1. he

he

2. was

was

3. that

that

4. she

she

5. on

on

Name: _____ Language Arts

Read, Trace, and Write

Directions: Read the word, trace the word, and write the word.

up	look	is	go	we
----	------	----	----	----

1. up

up

2. look

look

3. is

is

4. go

go

5. we

we

Name: _____

Language Arts

Write a Sentence

Directions: Write a sentence for each sight word.

blue	red	where	jump	away
------	-----	-------	------	------

1.

2.

3.

4.

5.

Name: _____ Language Arts

ABC Order

Directions : Place the following words in alphabetical order.

one	my	me	big	come
-----	----	----	-----	------

1.

2.

3.

4.

5.

Name: _____

Language Arts

Let's Write!

What was your favorite
memory from kindergarten?

Handwriting practice lines consisting of four sets of three horizontal lines each (top solid, middle dashed, bottom solid).

Name: _____

Language Arts

Let's Write!

Tell me about something fun
you are doing this summer.

Four sets of primary writing lines, each consisting of a solid top line, a dashed middle line, and a solid bottom line.

Name: _____ Language Arts

Let's Write!

What are you most looking forward to in first grade?

Handwriting practice lines consisting of four sets of three horizontal lines (top solid, middle dashed, bottom solid).

Name: _____

Math


Count and Color

Directions : Look at the number. Color that many objects. For example, if the number is 3, color 3 pictures.


4



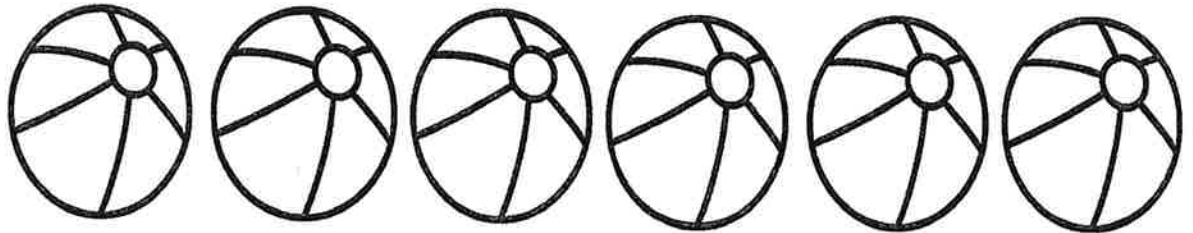
9



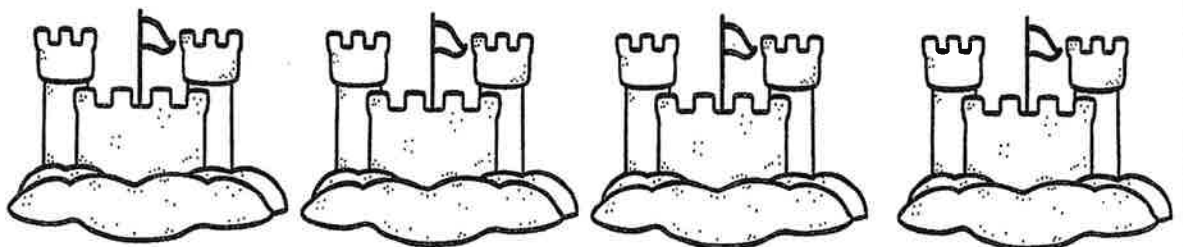
7



5



3





Name: _____

Math

A Sunny Number Line

Directions : Fill the empty spaces on the number line. Color the pictures. Cut out the number cards and glue the numbers in order as you count the suns.



Copyright © 2015 A Dab of Glue Will Do

www.adabofgluewilldo.com

10	6	8	3	2
5	7	4	1	9

Name: _____

Math

High Five

Directions : Count by 5s. Write the corresponding number in the blank space underneath the hands.



5




Name: _____

Math

Graphing Ocean Animals

Directions : Color each animal a different color. Count how many of each animal there are and graph below.



shark	dolphin	crab	fish	octopus

Name: _____

Math

Addition to 10

Directions : Answer the addition problems. Use the number line if needed.

$1 + 4 = \underline{\quad}$

$3 + 5 = \underline{\quad}$

$0 + 10 = \underline{\quad}$

$5 + 4 = \underline{\quad}$

$$\begin{array}{r} 7 \\ + 2 \\ \hline \end{array}$$

$$\begin{array}{r} 5 \\ + 0 \\ \hline \end{array}$$

$$\begin{array}{r} 6 \\ + 2 \\ \hline \end{array}$$



Name: _____

Math

Subtraction to 10

Directions : Answer the subtraction problems. Use the number line if needed.

$$7 - 4 = \underline{\quad}$$

$$3 - 1 = \underline{\quad}$$

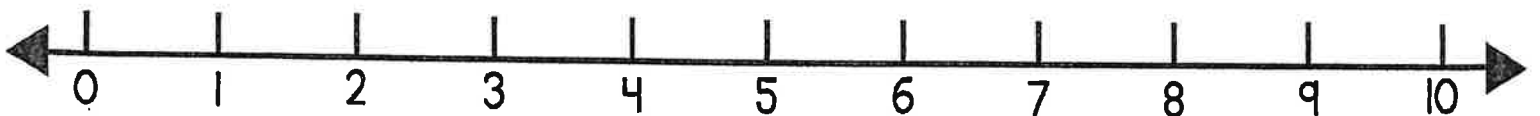
$$10 - 0 = \underline{\quad}$$

$$5 - 5 = \underline{\quad}$$

$$\begin{array}{r} 9 \\ - 2 \\ \hline \end{array}$$

$$\begin{array}{r} 8 \\ - 4 \\ \hline \end{array}$$

$$\begin{array}{r} 4 \\ - 2 \\ \hline \end{array}$$



Name: _____

Math

Addition Word Problems

Directions : Read the word problem and draw a picture to solve it.
Write a number sentence when done.

Sally had three popsicles and Molly had two. How many did both of them eat?

_____ + _____ = _____

Ryan found six shells at the beach. His sister found four. How many shells did they find total?

_____ + _____ = _____

Ryan had ten goldfish for a snack. Jacob had nine. How many did they both eat?

_____ + _____ = _____

Jane has lost two teeth. Jack has lost three. How many have they both lost?

_____ + _____ = _____

Name: _____

Math

Subtraction Word Problems

Directions : Read the word problem and draw a picture to solve it.
Write a number sentence when done.

Sammy saw seven dolphins in the ocean. Two swam away. How many does she see now?

_____ - _____ = _____

Lexi and Jon found nine frogs. Six hopped away. How many do they still have?

_____ - _____ = _____

George brought nine beach balls to the pool. He lost three of them. How many does he have left?

_____ - _____ = _____

Laura had fifteen pieces of chocolate. She ate four more. How many more does she have left?

_____ - _____ = _____